






Demographic Info - Percent Needed Sort By County

[2005-06](#)
 [2006-07](#)
 [2007-08](#)
 [2008-09](#)
 [Print](#)
 [Back](#)

ACT SY - 2009

County Sort 	Percent Needed Sort 	Relative Rank Sort 	% Taken	Relative Rank Sort 	Comp. Score	Relative Rank Sort 	Grad. Rate
Barbour County	61.28	21	60.50	24	20.4	48	80.1
Berkeley County	45.17	51	48.00	15	20.9	21	85.2
Boone County	52.14	41	55.10	21	20.5	34	82.9
Braxton County	59.19	14	65.20	36	20.0	50	79.8
Brooke County	46.90	35	56.90	32	20.1	1	95.2
Cabell County	51.45	10	67.40	6	21.4	46	80.5
Calhoun County	64.95	40	55.70	51	18.9	36	82.4
Clay County	68.33	55	44.40	28	20.3	7	91.4
Doddridge County	62.45	30	59.50	42	19.6	26	84.9
Fayette County	60.10	45	53.40	47	19.4	47	80.2
Gilmer County	61.02	27	60.00	5	21.5	2	94.9
Grant County	53.33	29	59.70	37	20.0	15	87.4
Greenbrier County	54.44	28	59.80	22	20.5	43	80.9
Hampshire County	60.55	20	60.80	52	18.9	20	85.2
Hancock County	45.35	17	63.00	25	20.4	3	94.8
Hardy County	51.58	1	75.70	40	19.8	28	84.7
Harrison County	46.60	11	67.40	7	21.4	27	84.8
Jackson County	46.53	5	69.70	10	21.3	45	80.6
Jefferson County	34.09	56	41.10	8	21.4	24	85.0
Kanawha County	52.80	8	68.90	13	21.2	51	78.6
Lewis County	58.19	38	55.90	33	20.1	49	80.1
Lincoln County	67.42	44	53.80	55	18.7	55	75.6
Logan County	55.12	25	60.10	43	19.6	19	85.3

Marion County	49.77	9	68.90	9	21.4	31	83.8
Marshall County	50.08	43	54.10	16	20.8	16	87.0
Mason County	54.85	23	60.30	38	20.0	32	83.4
McDowell County	81.03	53	46.90	56	17.9	22	85.1
Mercer County	58.34	39	55.90	34	20.1	39	81.8
Mineral County	46.88	26	60.10	18	20.6	6	91.5
Mingo County	66.11	48	51.90	48	19.4	33	83.3
Monongalia County	40.86	6	69.50	1	21.9	38	82.2
Monroe County	59.95	33	58.50	53	18.9	40	81.4
Morgan County	52.28	52	48.00	39	19.9	10	89.3
Nicholas County	58.21	50	50.40	19	20.6	42	81.2
Ohio County	46.01	15	65.10	4	21.6	30	83.9
Pendleton County	57.24	32	59.00	49	19.3	41	81.3
Pleasantts County	49.19	42	54.50	11	21.3	11	89.2
Pocahontas County	61.07	2	73.80	30	20.2	9	89.9
Preston County	55.12	46	52.90	14	21.0	37	82.3
Putnam County	37.18	4	70.70	2	21.8	13	88.5
Raleigh County	51.30	47	52.60	20	20.6	23	85.0
Randolph County	55.30	7	69.00	29	20.3	17	86.0
Richie County	50.62	34	57.50	44	19.6	14	87.9
Roane County	61.71	36	56.40	31	20.2	35	82.7
Summers County	64.28	37	56.00	41	19.7	52	78.5
Taylor County	51.06	16	64.90	26	20.4	54	75.7
Tucker County	58.30	19	61.10	35	20.1	5	92.3
Tyler County	56.41	31	59.40	3	21.7	12	88.9
Upshur County	55.87	22	60.50	50	19.3	44	80.6
Wayne Count	50.21	13	65.50	23	20.5	29	84.6
Webster County	71.91	49	51.00	45	19.5	25	85.0
Wetzel County	49.95	18	61.70	27	20.4	8	91.4
Wirt County	58.12	3	71.40	54	18.8	4	93.9
Wood County	49.86	12	66.40	12	21.3	18	85.4
Wyoming County	59.63	54	45.70	46	19.5	53	77.3